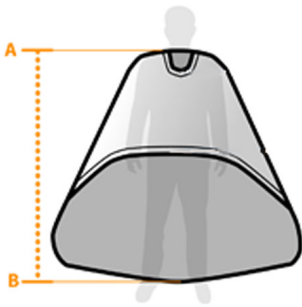
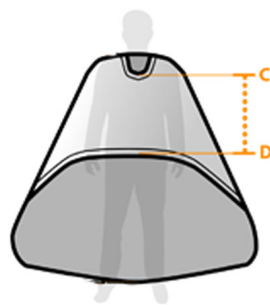


VESTMENTS MEASUREMENT FORM

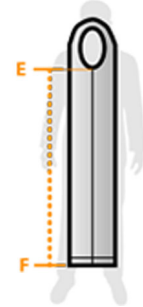
The key to your custom-made vestments fitting perfectly is to have accurate measurements. Have someone assist you in taking the measurements illustrated below, using U.S. inches. Thank you!



(A to B) Length from shoulder to your ankle bone.



(C to D) Length from Neck to waist.



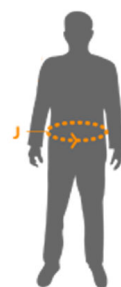
(E to F) Length from Neck area to ankle bone.



(G) Shoulder (Width).



(H) Chest: Girth.



(J) Waist: Girth.



K-Back of the neck to wrist - L



K - Back of the neck to M

Name:- _____

Phone:- _____

Please email your measurement form to vesna@vesnavestments.com